

NON-ISOLATED DC/DC CONVERTERS

10 Vdc - 14 Vdc Input

1.2 Vdc - 5.0 Vdc/10 A Outputs

bel
POWER PRODUCTS

SRBC-10Axx0

RoHS Compliant

Rev.A

- Non-Isolated
- High Efficiency
- High Power Density
- Excellent Thermal Performance
- Low Cost
- Remote Sense
- Under-voltage Lockout (UVLO)
- Over Temperature Protection
- OCP/SCP
- Remote On/Off
- Industrial Temperature Range



Description

The Bel SRBC-10Axx0 modules are a series of non-isolated dc/dc converters that deliver up to 10 A of output current with full load efficiency of 93% at 3.3 Vdc output. The open-frame construction and small footprint enable designers to develop cost and space-efficient solutions. Standard features include remote On/Off, over current protection, short current protection, and wide input.

Part Selection

Output Voltage	Input Voltage	Max. Output Current	Max. Output Power	Typical Efficiency	Model Number Active High
5.0 V	10 V - 14 V	10 A	50.0 W	95%	SRBC-10A500
3.3 V	10 V - 14 V	10 A	33.0 W	93%	SRBC-10A330
2.5 V	10 V - 14 V	10 A	25.0 W	92%	SRBC-10A250
1.8 V	10 V - 14 V	10 A	18.0 W	90%	SRBC-10A180
1.5 V	10 V - 14 V	10 A	15.0 W	89%	SRBC-10A150
1.2 V	10 V - 14 V	10 A	12.0 W	87.5%	SRBC-10A120

Notes: 1. Add "G" suffix at the end of the model number to indicate "Tray Packaging".

2. All part numbers above indicate RoHS 6. Change the second letter "R" to "7" for RoHS 5 part numbers.

Absolute Maximum Ratings

Parameter	Min	Typ	Max	Notes
Input Voltage (continuous)	-0.3 V	-	15 V	
Output Enable Terminal Voltage	-0.3 V	-	15 V	
Ambient Temperature	-40 °C	-	85 °C	
Storage Temperature	-55 °C	-	125 °C	

Note: All specifications are typical at 25 °C unless otherwise stated.

NON-ISOLATED DC/DC CONVERTERS

10 Vdc - 14 Vdc Input

1.2 Vdc - 5.0 Vdc/10 A Outputs



Input Specifications

Parameter	Min	Typ	Max	Notes
Input Voltage	10 V	-	14 V	
Input Current (full load)	-	-	5.7 A	An input line fuse must always be used.
Input Current (no load)	-	-	60 mA	
Remote Off Input Current	-	3 mA	10 mA	
Input Reflected Ripple Current (pk-pk)	-	100 mA	-	Tested with one 1000 uF/25 V Electrolytic capacitor and four 47 uF tan capacitors and one 1 uH inductor at the input.
Input Reflected Ripple Current (rms)	-	50 mA	-	
I ² t Inrush Current Transient	-	0.05 A ² s	0.1 A ² s	
Turn-on Voltage Threshold				
1.2 V - 3.3 V	-	7.8 V	-	
5.0 V	-	9.4 V	-	
Turn-off Voltage Threshold				
1.2 V - 3.3 V	6.7 V	-	7.9 V	
5.0 V	8.0 V	-	9.0 V	

Note: All specifications are typical at 25 °C unless otherwise stated.

Output Specifications

Parameter	Min	Typ	Max	Notes
Output Voltage Set Point	-2% Vo,set	-	2% Vo,set	Vin=12 V, full load
Load Regulation	-	10 mV	-	
Line Regulation	-	10 mV	-	
Regulation Over Temperature (-40 °C to +85 °C)	-	15 mV	-	Tref=Ta, min to Ta, max
Output Current	0 A	-	10 A	
Current Limit Threshold	-	200% Io	-	
Short Circuit Surge Transient	-	0.5 A ² s	1 A ² s	
Ripple and Noise (pk-pk)	-	50 mV	100 mV	Tested with 0-20 MHz
Ripple and Noise (rms)	-	20 mV	40 mV	
Turn on Time	-	7 mS	10 mS	
Overshoot at Turn on	-	-	1% Vo,set	
Output Capacitance	-	-	5000 uF	
Transient Response				
50% ~ 100% Max Load	Vo = 1.2 V - 5.0 V	-	200 mV	di/dt=2.5 A/uS, Vin=12 V
Settling Time		-	25 uS	
100% ~ 50% Max Load		-	200 mV	
Settling Time		-	25 uS	

Note: All specifications are typical at nominal input, full load at 25 °C unless otherwise stated.

NON-ISOLATED DC/DC CONVERTERS

10 Vdc - 14 Vdc Input

1.2 Vdc - 5.0 Vdc/10 A Outputs

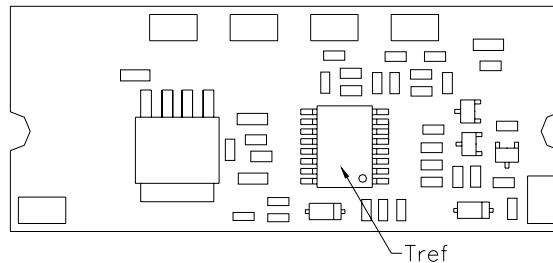


General Specifications

Parameter	Min	Typ	Max	Notes
Efficiency				Measured at Vin=12 V, full load
Vo=5.0 V	-	95%	-	
Vo=3.3 V	-	93%	-	
Vo=2.5 V	-	92%	-	
Vo=1.8 V	-	90%	-	
Vo=1.5 V	-	89%	-	
Vo=1.2 V	-	87.5%	-	
Switching Frequency	265 kHz	300 kHz	335 kHz	
Over Temperature Shutdown ¹	-	130 °C	-	
Output Voltage Trim Range				
1.5 V - 5.0 V	90% Vo	-	110% Vo	
1.2 V	-	-	110% Vo	
MTBF	4,982,651 hours			Calculated Per Bell Core SR-332 (Io = 80% Io, max; Vo=5.0 V; Vin=12 V; Ta = 25 °C)
Dimensions				
Inches (L x W x H)	1.3 x 0.53 x 0.315			
Millimeters (L x W x H)	33.02 x 13.46 x 8.00			
Weight	-	7.8 g	-	

Notes: All specifications are typical at 25 °C unless otherwise stated.

1. The Tref temperature measurement location:



Control Specifications

Parameter	Min	Typ	Max	Notes
Remote On/Off				
Signal Low (Unit Off)	-0.3 V	-	0.3 V	Remote On/Off pin open, Unit on.
Signal High (Unit On)	1 V	-	14 V	

NON-ISOLATED DC/DC CONVERTERS

10 Vdc - 14 Vdc Input

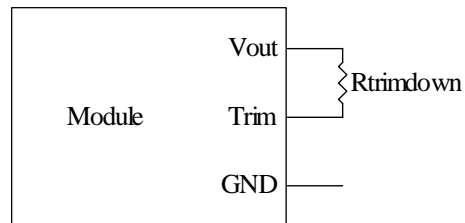
1.2 Vdc - 5.0 Vdc/10 A Outputs

bel
POWER PRODUCTS

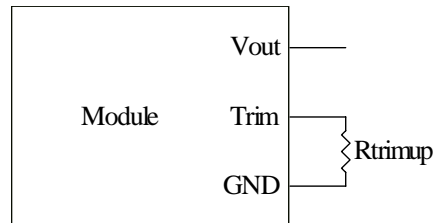
Output Trim Equations

Equations for calculating the trim resistor (in kΩ) given the desired adjusted voltage (V_{adj}) and the nominal output voltage of the converter (V_{nom}) are shown below. The Trim Down resistor should be connected between the Trim pin and Vout. The Trim Up resistor should be connected between the Trim pin and Ground. Only one of the resistors should be used for any given application.

$$R_{trimdown} = \frac{A}{V_{nom} - V_{adj}} - B$$



$$R_{trimup} = \frac{C}{V_{adj} - V_{nom}} - D$$



Vnom	A	B	C	D
5.0	64.6353	16.01	10.507	1
3.3	39.1049	16.01	10.507	1
2.5	27.0561	16.01	10.507	1
1.8	16.5749	16.01	10.507	1
1.5	12.0693	16.01	10.507	1
1.2	-	-	10.507	1

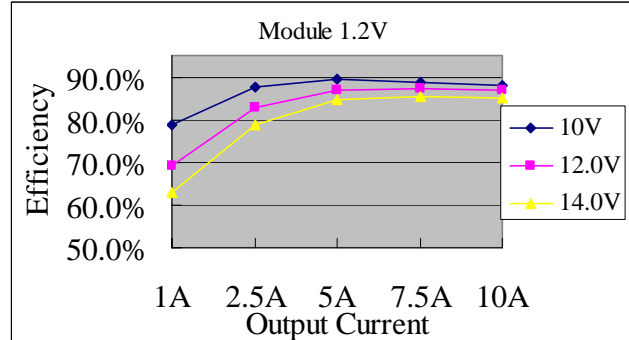
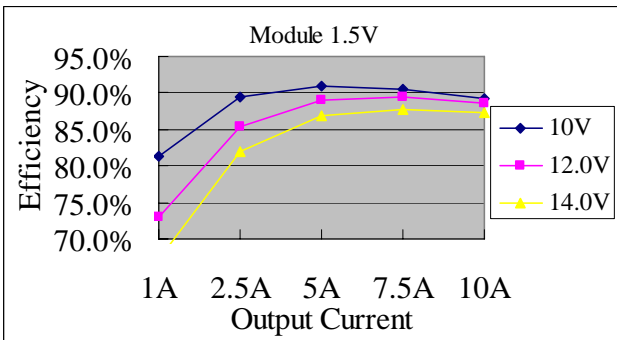
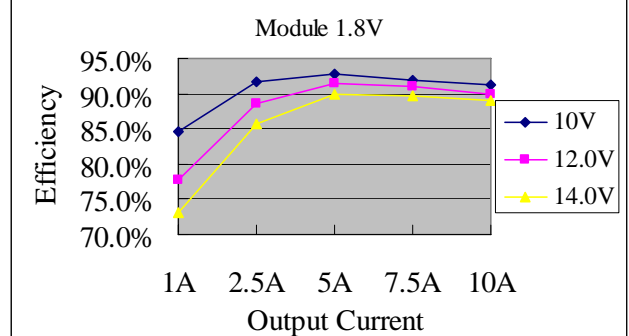
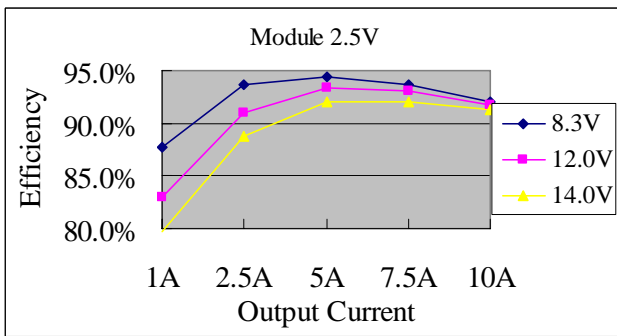
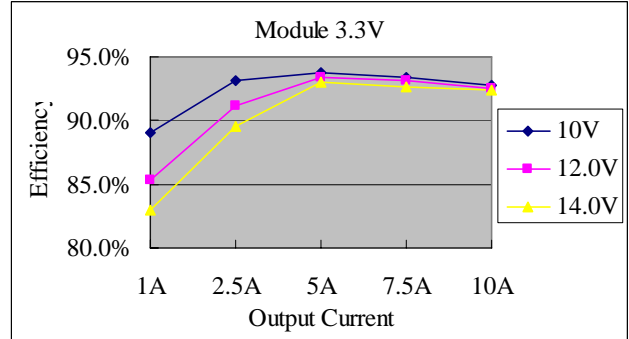
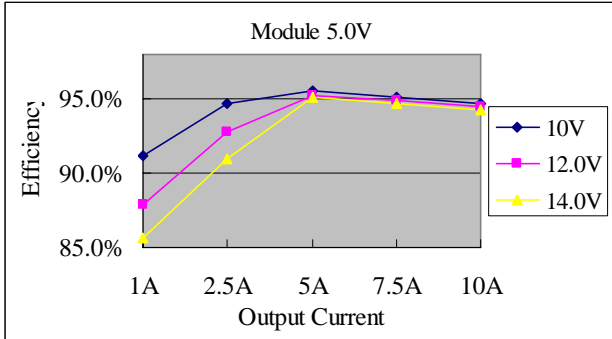
NON-ISOLATED DC/DC CONVERTERS

10 Vdc - 14 Vdc Input

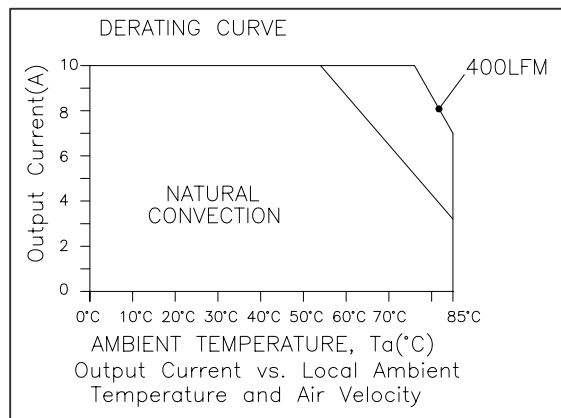
1.2 Vdc - 5.0 Vdc/10 A Outputs



Efficiency Data



Thermal Derating Curve



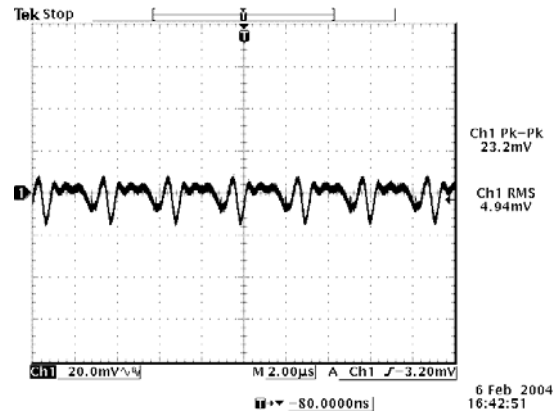
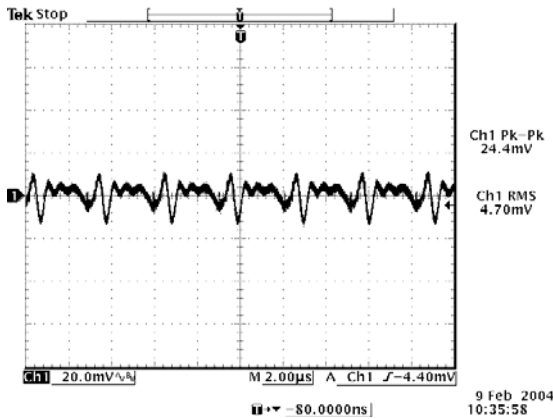
NON-ISOLATED DC/DC CONVERTERS

10 Vdc - 14 Vdc Input

1.2 Vdc - 5.0 Vdc/10 A Outputs

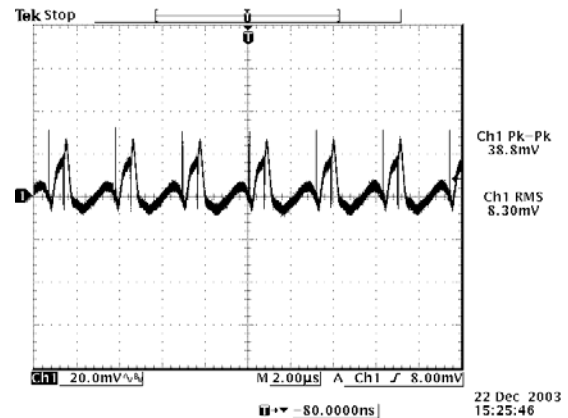
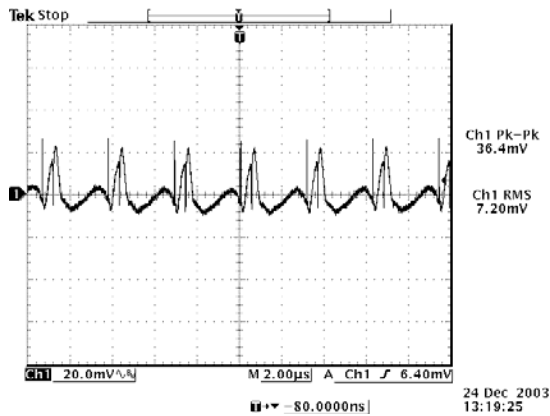


Ripple and Noise Waveforms



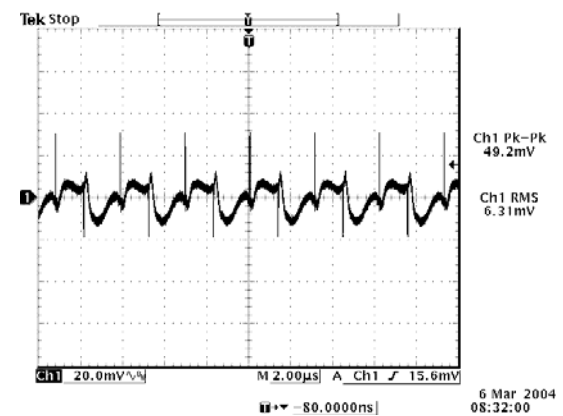
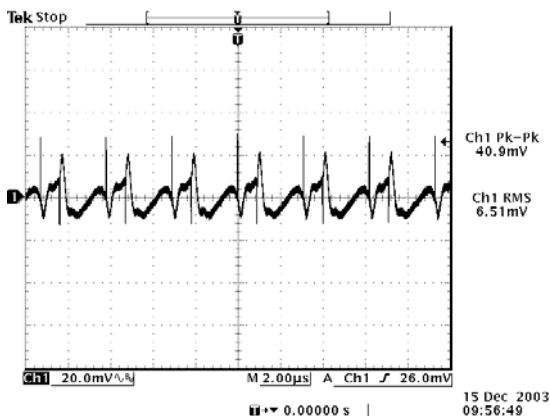
Ripple and noise at max load 1.2 Vdc output

Ripple and noise at max load 1.5 Vdc output



Ripple and noise at max load 1.8 Vdc output

Ripple and noise at max load 2.5 Vdc output



Ripple and noise at max load 3.3 Vdc output

Ripple and noise at max load 5.0 Vdc output

Note: Ripple and Noise at $V_{in}=12$ V, external load with 10 μ F tantalum cap and 1 μ F ceramic at the output, $T_a=25$ deg C.

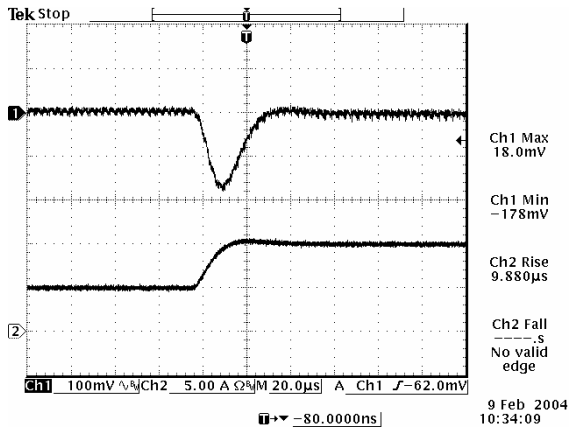
NON-ISOLATED DC/DC CONVERTERS

10 Vdc - 14 Vdc Input

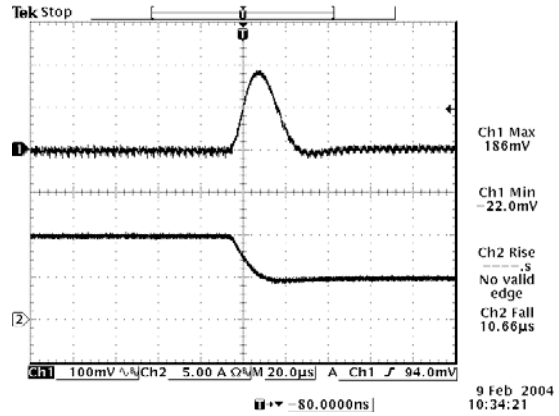
1.2 Vdc - 5.0 Vdc/10 A Outputs



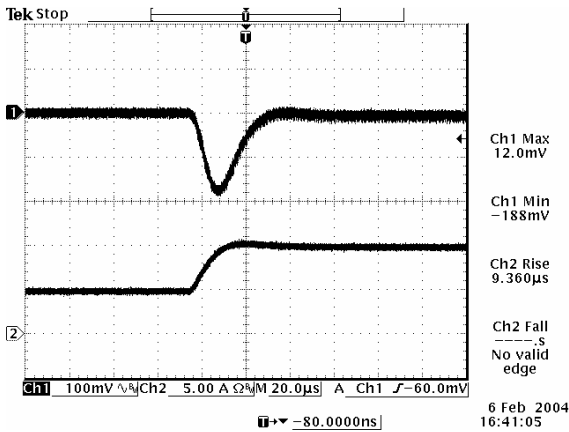
Transient Response Waveforms



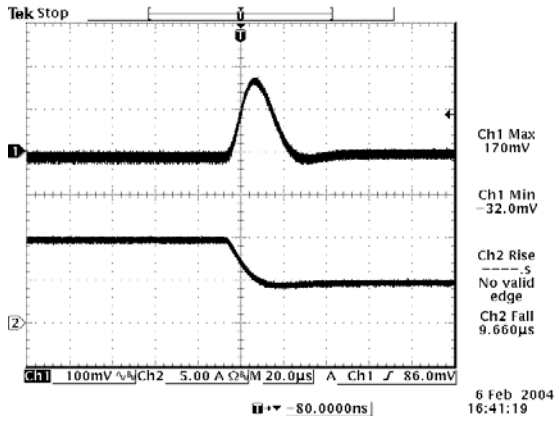
Transients 50% to 100% load 1.2 Vdc output



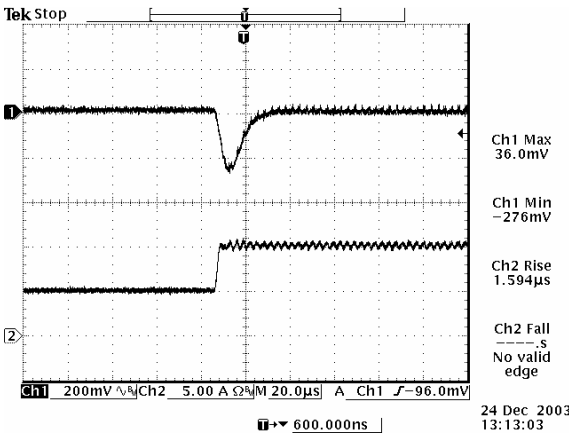
Transients 100% to 50% load 1.2 Vdc output



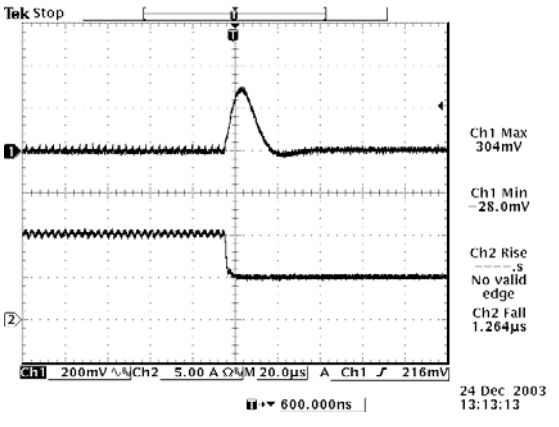
Transients 50% to 100% load 1.5 Vdc output



Transients 100% to 50% load 1.5 Vdc output



Transients 50% to 100% load 1.8 Vdc output



Transients 100% to 50% load 1.8 Vdc output

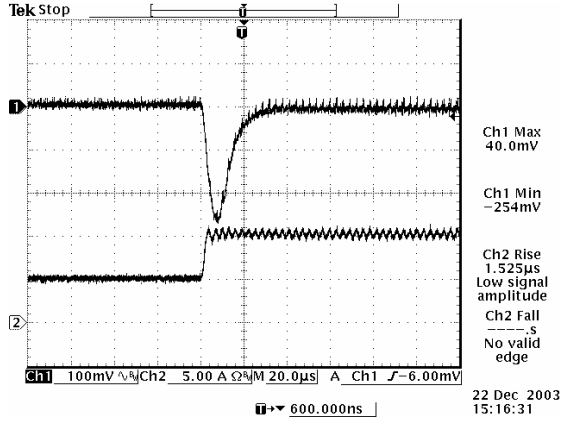
NON-ISOLATED DC/DC CONVERTERS

10 Vdc - 14 Vdc Input

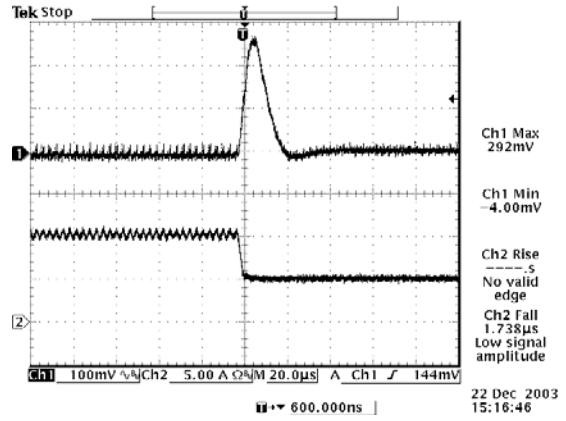
1.2 Vdc - 5.0 Vdc/10 A Outputs



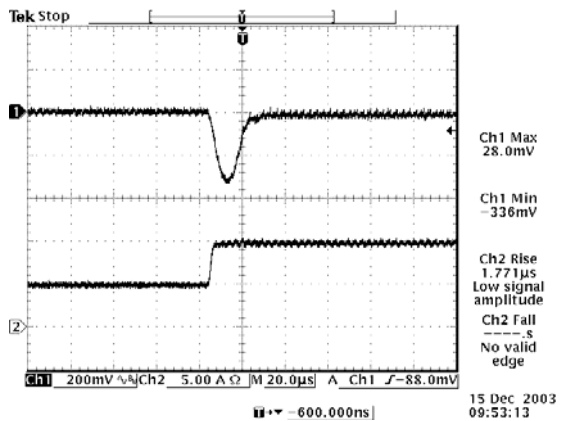
Transient Response Waveforms (continued)



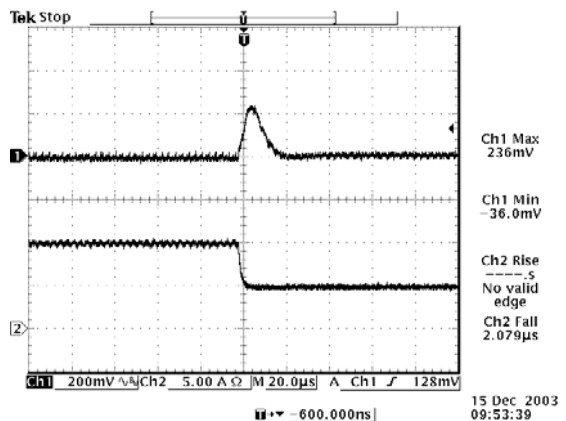
Transients 50% to 100% load 2.5 Vdc output



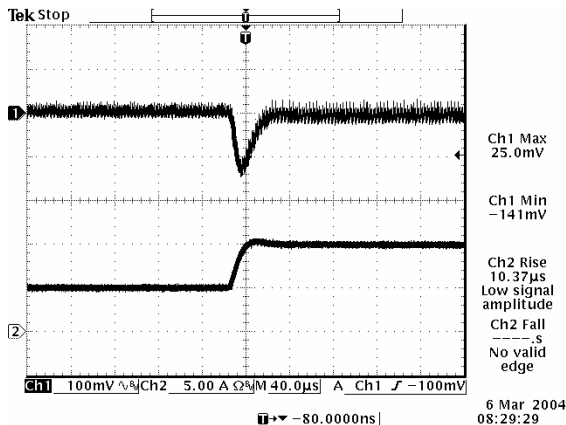
Transients 100% to 50% load 2.5 Vdc output



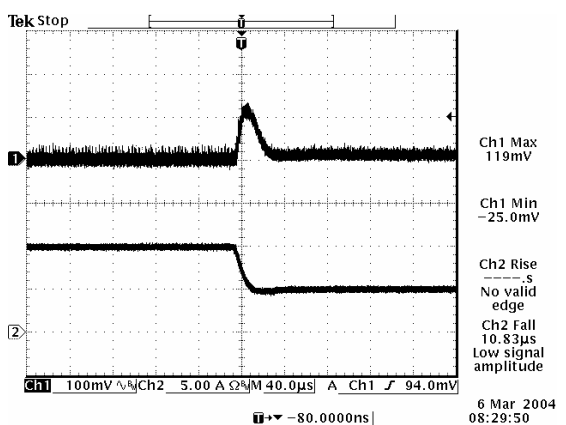
Transients 50% to 100% load 3.3 Vdc output



Transients 100% to 50% load 3.3 Vdc output



Transients 50% to 100% load 5.0 Vdc output



Transients 100% to 50% load 5.0 Vdc output

Note: Transient Response at di/dt=2.5 A/uS, with 1uFceramic cap and 10 uF tanlalum cap at the output, Ta=25 deg C.

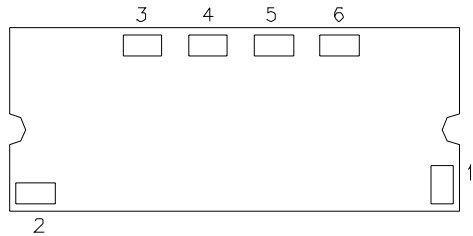
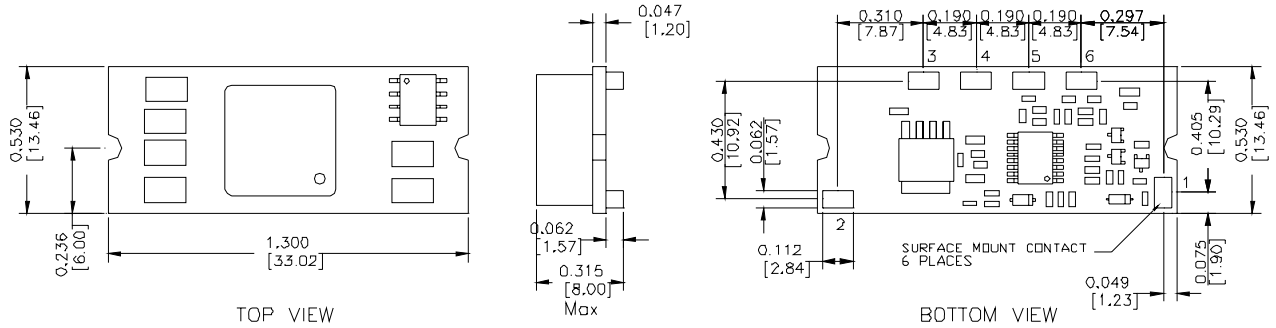
NON-ISOLATED DC/DC CONVERTERS

10 Vdc - 14 Vdc Input

1.2 Vdc - 5.0 Vdc/10 A Outputs



Mechanical Outline

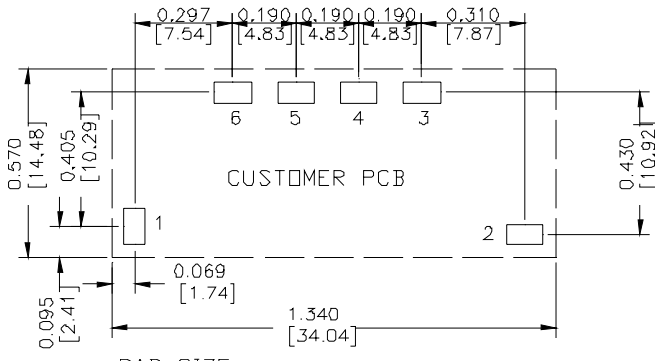


BOTTOM VIEW

RECOMMENDED PAD LAYOUT

Pin Connections

Pin	Function
1	Remote On/Off
2	Vin
3	Ground
4	Vout
5	Trim
6	Remote Sense



PAD SIZE:
 MIN: 0.14" * 0.095" (3.56mm * 2.41mm)
 MAX: 0.165" * 0.11" (4.19mm * 2.79mm)

RoHS Compliance

Complies with the European Directive 2002/95/EC, calling for the elimination of lead and other hazardous substances from electronic products.



©2007 Bel Fuse Inc. Specifications subject to change without notice. 011707

CORPORATE

Bel Fuse Inc.
 206 Van Vorst Street
 Jersey City, NJ 07302
 Tel 201-432-0463
 Fax 201-432-9542
www.belfuse.com

FAR EAST

Bel Fuse Ltd.
 8F/ 8 Luk Hop Street
 San Po Kong
 Kowloon, Hong Kong
 Tel 852-2328-5515
 Fax 852-2352-3706
www.belfuse.com

EUROPE

Bel Fuse Europe Ltd.
 Preston Technology Management Centre
 Marsh Lane, Suite G7, Preston
 Lancashire, PR1 8UD, U.K.
 Tel 44-1772-556601
 Fax 44-1772-888366
www.belfuse.com